



BONE WHITE



DARK BRONZE



MEDIUM BRONZE




SIERRATAN




* AGED COPPER



* ALMOND



* ASH GRAY




* BURGUNDY



* BURNISHED SLATE




* CHAMPAGNE



* CHARCOAL GRAY



* CITYSCAPE



* CLASSIC GREEN



* COLONIAL RED



* COPPER PATINA



* COPPER PENNY




* HARTFORD GREEN



* HEMLOCK GREEN



* MANSARD BROWN



* MATTE BLACK




* MUSKET GRAY



* REGAL RED



* ROYAL BLUE



* SANDSTONE



* SILVER



* SLATE BLUE



* SLATE GRAY



* STONE WHITE



* TEAL



* TERRA COTTA



* WEATHERED ZINC



* WESTERN RUST

* SPECIAL ORDER COLORS



NATIONAL Metal Sales

COLOR CHART FOR COMMERCIAL SEAMLESS FLANGE GUTTER

Color Name	RATINGS			24 GA. STEEL		0.032 ALUMINUM
	Reflectivity	Emissivity	SRI	40"	48"	48"
Bone White	67.60%	0.84	81	★	★	★
Dark Bronze	27.70%	0.85	27	★	★	★
Medium Bronze	30.90%	0.86	31	★	★	★
Sierra Tan	45.80%	0.83	50	★	★	★
Galvalume	N/A	N/A	N/A	★	★	
Aged Copper	26.80%	0.85	26	★	★	
Almond	61.40%	0.83	72	★	★	★
Ash Gray	49.80%	0.85	56		★	
Burgundy	27.10%	0.85	26	★	★	
Burnished Slate	25.10%	0.83	33	★	★	
Champagne	17.20%	0.8	51		★	
Charcoal Gray	25.30%	0.84	23	★	★	★
Cityscape	45.20%	0.87	51		★	
Classic Green	30.50%	0.85	30	★	★	
Colonial Red	33.20%	0.86	35	★	★	
Copper Patina	N/A	N/A	N/A		★	
Copper Penny	43.90%	0.84	48	★	★	
Hartford Green	27.10%	0.83	25	★	★	
Hemlock Green	31.10%	0.85	31	★	★	
Mansard Brown	26.00%	0.85	25	★	★	★
Matte Black	26.80%	0.84	25	★	★	★
Musket Gray	34.80%	0.83	35	★	★	
Regal Red	38.50%	0.85	41		★	
Royal Blue	26.80%	0.85	26	★	★	
Sandstone	59.70%	0.82	69		★	
Silver	55.60%	0.81	63	★	★	
Slate Blue	32.80%	0.84	33	★	★	
Slate Gray	37.50%	0.82	38	★	★	★
Stone White	65.60%	0.82	77		★	
Teal	27.90%	0.85	27	★	★	
Terra Cotta	41.90%	0.83	45		★	
Weathered Zinc	38.30%	0.85	41	★	★	
Western Rust	24.00%	0.87	23	★	★	
Custom Color	Please contact your National Metal Sales representative for special order information.					